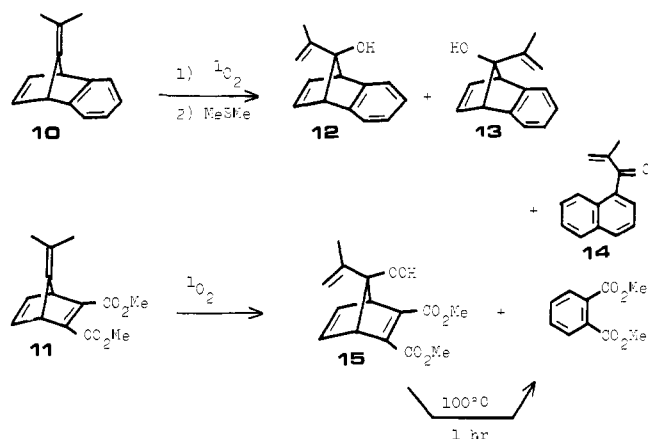


Figure 1. Mixing pattern of π_2 , π_7^* , and σ_7 orbitals with the π_7 orbital.

Scheme II




These products are accompanied by the fragmentation product, α -naphthylisopropenyl ketone (**14**)²² (4%). The photooxidation of **11** afforded only anti hydroperoxide **15**²⁴ (80%) and dimethyl phthalate, which was also produced in high yield from **15** by heating in CDCl_3 . No syn hydroperoxide was detected in the NMR spectrum of the reaction mixture.

Thus, in both cases, **10** and **11**, the main product is characterized by attack of molecular oxygen from the anti side to the unsubstituted double bond. Since this bond can more strongly interact with the exocyclic double bond, these findings are in accord with the results which are observed for the homoconjugated compounds, **1**, **2**, and **3**.

References and Notes

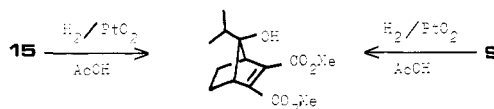
- (1) Organic Photochemistry, 43. Part 42: T. Mukai and Y. Yamashita, *Tetrahedron Lett.*, 357 (1978). After submitting this paper, we learned that L. A. Paquette et al. (*J. Am. Chem. Soc.*, following paper in this issue) had done an extensive study along the line similar to ours. We thank Professor Paquette for communicating their results to us in advance of the publication.
- (2) S. Winstein, M. Shatavsky, C. Norton, and R. B. Woodward, *J. Am. Chem. Soc.*, **77**, 4183 (1955). S. Winstein and C. Ordonneau, *ibid.*, **82**, 2084 (1960).
- (3) J. K. Stille and K. N. Sannes, *J. Am. Chem. Soc.*, **94**, 8489 (1972).
- (4) J. K. Kochi, P. Bakuzis, and P. J. Krusic, *J. Am. Chem. Soc.*, **95**, 1516 (1973); T. Kawamura, Y. Sugiyama, M. Matsunaga, and T. Yonezawa, *ibid.*, **97**, 1629 (1975).
- (5) R. Gleiter and R. Hoffmann, *J. Am. Chem. Soc.*, **90**, 5457 (1968). R. A. Moss and C.-T. Ho, *Tetrahedron Lett.*, 3397 (1976), and references cited therein.
- (6) E. Heilbronner and H.-D. Martin, *Helv. Chim. Acta*, **55**, 1490 (1972). The small value of $\text{IP}_{v,2} - \text{IP}_{v,1}$ can be rationalized by the σ -orbital mixing (factor 3).
- (7) R. W. Hoffmann and H. Kurz, *Chem. Ber.*, **108**, 119 (1975), and references cited therein.
- (8) G. S. Hammond, *J. Am. Chem. Soc.*, **77**, 334 (1955).

- (9) R. W. Denny and A. Nickon, "Organic Reaction", Wiley, New York, N.Y., 1973, p 133; D. R. Kearns, *J. Am. Chem. Soc.*, **98**, 6554 (1969); S. Inagaki and K. Fukui, *ibid.*, **97**, 7480 (1975); M. J. S. Dewar and W. Thiel, *ibid.*, **97**, 3978 (1975); A. A. Frimer, P. D. Bartlett, A. F. Boschung, and J. G. Jewett, *ibid.*, **99**, 7977 (1977).
- (10) H.-D. Martin and D. Forster, *Angew. Chem., Int. Ed. Engl.*, **11**, 54 (1972).
- (11) R. Muneyuki and H. Tanida, *J. Am. Chem. Soc.*, **31**, 1988 (1966). P. L. Watson and R. N. Warrener, *Aust. J. Chem.*, **26**, 1725 (1973).
- (12) V. Kurz and R. Ruhmann, *Justus Liebigs Ann. Chem.*, **566**, 1 (1950).
- (13) M. A. P. Dankleff, R. Curci, J. O. Edwards, and H. Y. Pyun, *J. Am. Chem. Soc.*, **90**, 3209 (1968).
- (14) Similar upfield shift was observed: J. A. Berson, T. T. Miyashi, and G. Jones, II, *J. Am. Chem. Soc.*, **96**, 3468 (1974).
- (15) (a) The idea of this secondary orbital interaction described below was suggested by Professor K. N. Houk, to whom the authors express their gratitude. (b) P. Caramella, G. Cellarino, A. C. Coda, A. G. Invernizzi, P.



Grunanger, K. N. Houk, and F. M. Albini, *J. Org. Chem.*, **41**, 3349 (1976), and references cited therein. See also H. R. Pfandler, H. Tanida, and E. Haselbach, *Helv. Chim. Acta*, **42**, 383 (1974); E. Haselbach and M. Rossi, *ibid.*, **59**, 278 (1976).

- (16) This does not necessarily mean that the real geometry of **1**, which would be anticipated by taking into account of all occupied orbitals of **1**, may change owing to the hybrid deviation. However, during approach of singlet oxygen, the particularly important orbital (i.e. HOMO) should be stabilized by the geometrical change. This is compatible with INDO calculation for 7-methylenenorbornene which was done by Professor K. Fukui (unpublished result). The authors express their gratitude to him for his helpful suggestion.
- (17) Chemical shifts in parts per million to lower field from Me_4Si in CDCl_3 .
- (18) D. E. Dorman, M. Jautelat, and J. Roberts, *J. Org. Chem.*, **36**, 2757 (1971).
- (19) K. Tori, M. Ueyama, T. Tsuji, H. Matsumura, H. Tanida, and H. Iwamura, *Tetrahedron Lett.*, 327 (1974).
- (20) S. Inagaki, H. Fujimoto, and K. Fukui, *J. Am. Chem. Soc.*, **98**, 4054 (1976).
- (21) M. J. Goldstein and R. Hoffmann, *J. Am. Chem. Soc.*, **93**, 6193 (1971). See also S. Inagaki, H. Fujimoto, and K. Fukui, *ibid.*, **98**, 4693 (1976).
- (22) The yields of **12**, **13**, and **14** were sensitive to moisture or temperature of treatment (yields described in the sentence are at 20 °C). However, the product ratio of **12** to **13** was always nearly constant.
- (23) Configuration of the hydroxyl group of **12** or **13** was determined by use of $\text{Eu}(\text{fod})_3$.
- (24) Under the reduction condition, hydroperoxide **15** gave an unidentified product $\text{C}_{14}\text{H}_{16}\text{O}_5$ instead of the expected alcohol. Stereochemistry of **15** was determined as shown.



Keiji Okada, Toshio Mukai*

Department of Chemistry, Faculty of Science, Tohoku University, Sendai 980 Japan

Received March 1, 1978

Electronic Control of Stereoselectivity. 1. Singlet Oxygen and Related Electrophilic Additions to Aryl-Substituted 7-Isopropylidenebenzonorbornenes[†]

Sir:

In recent years, much theoretical and experimental attention has been directed to defining more precisely the mechanism by which singlet ($^1\Delta_g$) oxygen effects the allylic hydroperoxidation of olefins. At the center of the controversy lies the question whether these oxygenations proceed by a concerted ene pathway or involve transient peroxide intermediates. Although computational methods have demonstrated the workability of frontier electron theory and the preferred energetics of peroxide intervention,¹ clear-cut experimental substantiation of mechanism is still lacking and, in fact, the

[†] Dedicated to Professor M. S. Newman on the occasion of his 70th birthday.

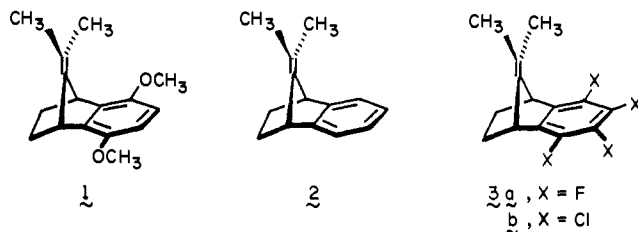
Table I. Measured Vertical Ionization Potentials and Calculated Orbital Energies of the 7-Isopropylidenebenzenorbornenes^a

| compd | band | $I_{V,j}$ | assignment | ZDO | MINDO/3 |
|-----------|------|-----------|------------|----------------|----------------|
| 2 | ① | 8.20 | $a'(\pi)$ | 8.18 (a') | 8.58 (a') |
| | ② | 8.70 | $a''(\pi)$ | 8.85 (a') | 8.95 (a'') |
| | ③ | 8.85 | $a'(\pi)$ | 8.94 (a'') | 8.98 (a') |
| 1 | ① | 7.70 | $a''(\pi)$ | | 7.69 (a'') |
| | ② | 8.20 | $a'(\pi)$ | | 8.66 (a') |
| | ③ | 8.70 | $a'(\pi)$ | | 8.93 (a') |
| 3a | ① | 8.75 | $a''(\pi)$ | | 9.14 (a'') |
| | ② | 9.03 | $a'(\pi)$ | | 9.23 (a') |
| | ③ | | $a'(\pi)$ | | 9.54 (a') |

^a All values are in electronvolts.

general applicability of HOMO-LUMO control to $^1\text{O}_2$ reactivity² remains unclear.³

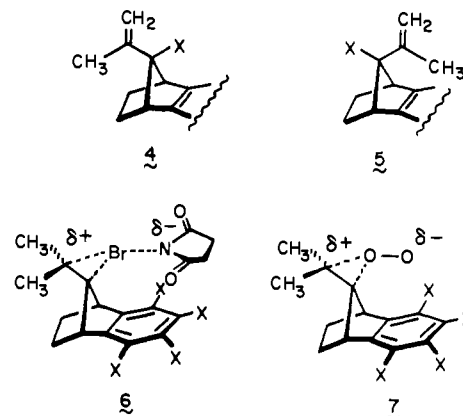
We have now examined the stereochemistry of singlet oxygen addition to the four 7-isopropylidenebenzenorbornenes **1–3** and made direct comparison with other prototypical electrophilic reactions. Recourse to such a series of closely related molecules obviates the often encountered complications of steric and conformational variability, while allowing extensive electronic alteration to be implemented. The photoelectron spectra of **1–3a** below 10 eV consist of three peaks



which, on the basis of previous findings,⁴ clearly result from two π MO's localized predominantly on the benzene ring and a third on the exocyclic double bond. Full analysis of orbital sequencing was achieved through application of Koopmans' theorem ($-\epsilon_j = I_{V,j}$) and utilization of both a ZDO model and MINDO/3 procedures.⁵ The quite good agreement between calculation and experiment (Table I) make evident substantial mixing of π and σ orbitals. In **2** and **3a**, the HOMO is seen to be that MO (a',π) having large coefficients at the benzene ring. In **1**, the other benzene π orbital (a'') is the HOMO due to strong interaction with the methoxyl groups. The fluorine substituents in **3a** shift all bands toward higher energies. The resultant homoconjugation (for **2**, $\beta = -0.318$ eV) leads to spectroscopically (^{13}C NMR)⁶ recognizable polarization of the exocyclic double bond.⁷

At the experimental level, we have observed that **1** and **2** are attacked by $^1\text{O}_2$ predominantly from the anti direction (leading to **5-OH**), but that this stereoselectivity is appreciably reversed in the case of **3a** and **3b** (Table II). The stereochemistries of

the products were assigned on the basis of (a) the higher field position of the methyl signals in **5**, a circumstance attributable to shielding by the underlying aromatic ring;^{8a} (b) upfield shifting of the exo protons on the ethano bridge in **4** relative to **5** as a result of the anisotropy of the isopropenyl group;^{8b} and (c) lanthanide shifting with $\text{Eu}(\text{fod})_3$ in selected examples.



Clearly, the observed *variable* stereoselectivity cannot be dictated by steric effects, but must have an electronic origin. To permit more precise definition of the parameter(s) responsible, recourse was made to model electrophilic reactions proceeding through more well-understood transition states. In the first example, **1–3** were treated with *N*-bromosuccinimide in a glyme-water (9:1) solvent system at 25 °C. The relative proportions of **4-Br** and **5-Br** (Table II) proved identical within experimental error with those realized for $^1\text{O}_2$. On exposure of **1–3** to *N*-methyltriazolinedione (CH_2Cl_2 , 25 °C), an ene reaction believed to proceed through a highly dipolar transition state⁹ ensues. Again, no derivation from the previously established distribution of **4** and **5** (now $\text{X} = \text{N-methylurazole}$) was seen (Table II).

The peracid oxidation of olefins is an electrophilic process which has less propensity than any of the above for charge buildup in the activated complex.¹⁰ With *m*-chloroperbenzoic acid (CH_2Cl_2 , 25 °C), **1–3** were smoothly oxidized to mixtures of epoxides enriched in the anti isomer in every instance (Table II).¹¹

The observed switch in the syn/anti ratios suggests the possible operation of several mechanisms. The predominant anti addition in the case of **1** and **2** is explainable in terms of the shape of ψ_2 , the wave function having a large coefficient at the *exo*-methylene group. The considerable mixing of this bond with a high lying σ orbital causes a distortion of the π orbital in such a way that overlap with an orbital approaching from the anti side is favored (Figure 1).

However, when electron-withdrawing substituents are positioned on the benzene ring, a second stereoselectivity determining factor can gain importance. Thus, such groups as fluoro and chloro effectively reduce the electron density above and below the aromatic ring as dramatically illustrated by contour

Table II. Electrophilic Additions to the 7-Isopropylidenebenzenorbornenes **1–3**

| compd | singlet oxygen ^a | | | | NBS, H ₂ O-glyme ^a | | <i>N</i> -methyltri- <i>N</i> -azolinedione ^a | | <i>m</i> -chloroperbenzoic acid ^a | |
|-----------|---------------------------------|-------------------|--|-------------------|--|-------------------|--|-------------------|--|-------------------|
| | CH ₃ OH ^b | | CH ₂ Cl ₂ ^c | | syn | anti ^d | syn | anti ^d | syn | acid ^a |
| | syn | anti ^d | syn | anti ^d | | | | | | |
| 1 | 17 | 83 | 21 | 79 | 14 | 86 | 16 | 84 | 11 | 89 |
| 2 | 24 | 76 | 20 | 80 | 19 | 81 | 19 | 81 | 17 | 83 |
| 3a | 56 | 44 | 54 | 46 | 55 | 45 | 57 | 43 | 37 | 63 |
| 3b | 59 | 41 | 52 | 48 | 58 | 42 | 59 | 41 | 31 | 69 |

^a Reagent. ^b Rose bengal was used as sensitizer. ^c The sensitizer in these experiments was polymer-bound rose bengal (Photox). ^d The percentage values given were obtained from carefully integrated ^1H NMR spectra of reaction mixtures prior to isolation and characterization of the individual components and are normalized to 100%. In the case of the singlet oxygen reactions, analysis was made only after NaBH_4 reduction of the allylic hydroperoxide mixtures.

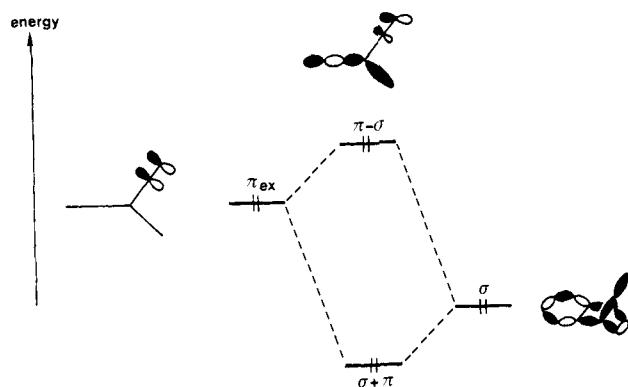


Figure 1. Interaction diagram between the exocyclic π orbital and a high lying σ orbital to visualize the distortion of the resulting linear combination.

diagram plots of the calculated electrostatic potential fields (EPF).¹² The plot for **3a** is seen to display an intensely positive region above and below the benzene ring, while those for **1** and **2** reflect the absence of meaningful long-range electrostatic interaction. Accordingly, the transition states for uniparticulate electrophilic additions¹³ and for those biparticulate electrophilic processes where closely trailing δ^- fragments are involved can be expected to receive added stabilization when the attacking reagent is positioned above the electron-deficient benzenoid portions of **3a** and **3b**. The transition states which develop during syn attack by *N*-methyltriazolinedione⁹ and *N*-bromosuccinimide (**6**)¹⁴ are representative of our thinking. Since peracid oxidations do not proceed by way of similar charge-separated activated complexes,¹⁰ they are not similarly affected. The stereoselectivity of $^{18}\text{O}_2$ attack is essentially identical with that of the first two of these model reactions and, therefore, the intervention of transition states such as **7** is inferred.

A third factor may come into play if the π electrons of the exocyclic double bond experience partial rehybridization as they come under the influence of the electrostatic field provided by the approaching electrophile. Stabilizing bishomoconjugative interaction can develop when the benzene ring is unsubstituted or endowed with electron-donating groups, and favor anti attack. This effect would be negated by the presence of electron-withdrawing aryl substituents, as solvolytic studies on *anti*-7-benzonorbornenyl sulfonates have so convincingly demonstrated.¹⁵

Whatever the situation, the singlet oxygenations of the 7-isopropylidenenorbornenes are not proceeding under frontier orbital control, the customarily low activation energy of $^{18}\text{O}_2$ ene reactions¹⁶ notwithstanding, nor is the HOMO ($\pi_s-\pi_{ex}$) responsible for the NBS and urazole reactions. This conclusion is supported by the finding that **1** and **2** give nearly identical syn/anti ratios despite the existing differences in the nature of their HOMO's.

To the extent that the electrophile-stereoselectivity profiles employed herein provide valid model comparisons, the intervention of peroxide-like transition states are directly implicated.

Acknowledgment. This investigation was supported by grants from the National Cancer Institute (CA-12115), the Deutsche Forschungsgemeinschaft, and the Fonds der Chemischen Industrie. Upon completion of this work, we learned of Professor Mukai's activity in this field. Copublication with their paper was arrived at by mutual agreement.

References and Notes

- (1) (a) S. Inagaki, S. Yamabe, H. Fukimoto, and K. Fukui, *Bull. Chem. Soc. Jpn.*, **45**, 3510 (1972). (b) S. Inagaki and K. Fukui, *ibid.*, **46**, 2240 (1973). (c) S. Inagaki and K. Fukui, *J. Am. Chem. Soc.*, **97**, 7480 (1975). (d) M. J. S. Dewar and W. Thiel, *ibid.*, **97**, 3978 (1975); **99**, 2338 (1977).
- (2) (a) L. A. Paquette, D. C. Liotta, and A. D. Baker, *Tetrahedron Lett.*, 2681 (1976); (b) L. A. Paquette, C. C. Liao, D. C. Liotta, and W. E. Fristad, *J. Am. Chem. Soc.*, **98**, 6412 (1976); (c) L. A. Paquette, D. C. Liotta, C. C. Liao, T. G. Wallis, N. Eickman, J. Clardy, and R. Gleiter, *ibid.*, **98**, 6413 (1976).
- (3) G. Kreischmer and L. A. Paquette, unpublished work.
- (4) (a) F. Brogli, E. Giovannini, E. Heilbronner, and R. Schuster, *Chem. Ber.*, **106**, 961 (1973); (b) E. Heilbronner and H.-D. Martin, *Helv. Chim. Acta*, **55**, 1490 (1972); (c) E. Haselbach and M. Rossi, *ibid.*, **59**, 278 (1976).
- (5) R. C. Bingham, M. J. S. Dewar, and D. H. Lo, *J. Am. Chem. Soc.*, **97**, 1285 (1975).
- (6) (a) R. W. Hoffmann, R. Schuttler, W. Schafer, and A. Schweig, *Angew. Chem., Int. Ed. Engl.*, **11**, 512 (1972); (b) L. A. Paquette and M. J. Broadhurst, *J. Org. Chem.*, **38**, 1893 (1973); (c) R. W. Hoffmann and H. Kurz, *Chem. Ber.*, **108**, 119 (1975); (d) L. A. Paquette, M. Oku, W. B. Farnham, G. A. Olah, and G. Liang, *J. Org. Chem.*, **40**, 700 (1975).
- (7) The following ^{13}C chemical shifts were experimentally determined for C_7 and C_8 , respectively, in CDCl_3 solution: **1**, 148.03 and 109.42 ppm, $\Delta\delta = 38.6$; **2**, 148.61 and 110.89 ppm, $\Delta\delta = 37.7$; **3a**, 145.26 and 113.94 ppm, $\Delta\delta = 31.3$; **3b**, 145.74 and 114.62 ppm, $\Delta\delta = 31.1$.
- (8) (a) N. F. Feiner, G. D. Abrams, and P. Yates, *Can. J. Chem.*, **54**, 3955 (1976); (b) J. A. Berson, T. Miyashi, and G. Jones, III, *J. Am. Chem. Soc.*, **96**, 3468 (1974).
- (9) (a) A. B. Evin, R. D. Miller, and G. R. Evanega, *Tetrahedron Lett.*, 5863 (1968); (b) R. Huisgen, W. E. Konz, and G. E. Gream, *J. Am. Chem. Soc.*, **92**, 4105 (1970); (c) R. Huisgen, W. E. Konz, and U. Schnegg, *Angew. Chem., Int. Ed. Engl.*, **11**, 715 (1972); (d) L. A. Paquette, D. R. James, and G. H. Birnberg, *J. Am. Chem. Soc.*, **96**, 7454 (1974); (e) H. M. R. Hoffmann, *Angew. Chem., Int. Ed. Engl.*, **8**, 556 (1969).
- (10) (a) P. D. Bartlett, *Rec. Chem. Prog.*, **18**, 111 (1957); (b) W. A. Waters, "Mechanism of Oxidation of Organic Compounds", Wiley, New York, N.Y., 1965; (c) R. P. Hanzlik and G. O. Schearer, *J. Am. Chem. Soc.*, **97**, 5231 (1975); (d) H. Kwart, P. S. Starcher, and S. W. Tinsley, *Chem. Commun.*, 335 (1967); (e) B. Plesnicar, M. Tasewski, and A. Azman, *J. Am. Chem. Soc.*, **100**, 743 (1978).
- (11) A number of the pure epoxides were converted to the stereochemically related allylic alcohols by reaction with lithium diethylamide.
- (12) E. Scrocco and J. Tomasi, *Fortschr. Chem. Forsch.*, **42**, 95 (1973); G. Klopman and R. F. Hudson, *Theor. Chim. Acta*, **8**, 165 (1967); R. F. Hudson and G. Klopman, *Tetrahedron Lett.*, 1103 (1967); G. Klopman, *J. Am. Chem. Soc.*, **90**, 223 (1968); J. Almlöf, A. Henriksson-Enflo, J. Kowalewski, and M. Sundborn, *Chem. Phys. Lett.*, **21**, 560 (1973); J. Almlöf, E. Haselbach, F. Jachimowicz, and J. Kowalewski, *Helv. Chim. Acta*, **58**, 2304 (1975).
- (13) L. A. Paquette, G. R. Allen, Jr., and M. J. Broadhurst, *J. Am. Chem. Soc.*, **93**, 4503 (1971).
- (14) G. Bellucci, G. Berti, M. Ferretti, G. Ingrassio, and E. Mastrolilli, *J. Org. Chem.*, **43**, 422 (1978), and references cited therein.
- (15) (a) P. D. Bartlett and W. P. Giddings, *J. Am. Chem. Soc.*, **82**, 1240 (1960); (b) H. Tanida, T. Tsuji, and H. Ishitobi, *ibid.*, **86**, 4906 (1964); (c) H. Tanida and H. Ishitobi, *ibid.*, **88**, 3663 (1966); (d) H. Tanida, Y. Hata, S. Ikegami, and H. Ishitobi, *ibid.*, **89**, 2928 (1967); (e) P. R. Story and B. C. Clark, Jr., in "Carbonium Ions," Vol. III, G. A. Olah and P. v. R. Schleyer, Ed., Wiley-Interscience, New York, N.Y., 1972, Chapter 23, Section XII.
- (16) R. W. Denny and A. Nickon, *Org. React.*, **20**, 133 (1973).

Leo A. Paquette,* Larry W. Hertel

Evans Chemical Laboratories, The Ohio State University
Columbus, Ohio 43210

Rolf Gleiter,* Michael Böhm

Institut für Organische Chemie der Technischen Hochschule
D61 Darmstadt, West Germany

Received April 24, 1978

Hydridocyclophosphazenes. Synthesis via Organocopper Reagents

Sir:

The reactions of organometallic reagents with cyclic phosphazenes, $(\text{NPX}_2)_{3\text{or}4}$ ($\text{X} = \text{Cl}$ or F) normally yield partially alkylated or arylated cyclic phosphazenes and ring-opened species.¹⁻³ We report here the unusual reaction of methylmagnesium chloride with hexachlorocyclotriphosphazene, $(\text{NCl}_2)_3$, in tetrahydrofuran in the presence of $(n\text{-Bu}_3\text{PCuI})_4$, which gave, after treatment with 2-propanol, high yields (76%) of an air- and moisture-sensitive crystalline product identified as I.

A typical experimental procedure was as follows. Hexachlorocyclotriphosphazene (5.0 g, 0.014 mol) and $(n\text{-Bu}_3\text{PCuI})_4$ (3.0 g, 0.0019 mol) were stirred together in tetrahydrofuran (150 mL) at 0°C , and MeMgCl (25 mL of a 3.0-mol solution in THF) was added dropwise over 30 min. After this